

**Nye bøker**

*Forlagets egne omtaler*

■ *Wismeijer, Daniel; Chen, Stephen and Buser, Daniel (editors)*

**Extended Edentulous Spaces in the Esthetic Zone**

*ITI Treatment Guide, Volume 6*



The sixth volume of the ITI Treatment Guide series provides clinical recommendations for implant-supported prosthodontic treatments in patients with multiple missing adjacent teeth in the esthetic zone. The authors review the current literature before detailing the treatment alternatives and procedures based on the scientific and clinical evidence. Special emphasis is given to preoperative evaluation, treatment planning, and assessment of risk factors for the complex indications of the esthetic zone. Descriptions of the surgical and prosthodontic procedures include step-by-step clinical case presentations. Complications of various etiologies are also highlighted with preventive measures as well as clinical cases that document their management.

*London: Quintessence books: 2013. 276 sider, 810 illustrasjoner. ISBN 978-3-86867-141-4*

■ *Ewers, Rolf and Lambrecht, J. Thomas (editors)*

**Oral Implants: Bioactivating Concepts**




The future of implant surgery is seated in the use of biomaterials and tissue engineering, and this book offers a clear synopsis of research and clinical protocols for this topic. Presented by a distinguished group of international authors and based on 30 years of

research, this book informs clinicians about bioactivating concepts from both scientific as well as clinical perspectives. The research findings detail bioactivation of bone morphogenesis and regeneration by bone morphogenetic proteins, biomaterials and bone repair, bone and soft tissue engineering, as well as cellular and subcellular physiology. Clinical chapters focus on intraoral surgical techniques, including step-by-step procedures for hard and soft tissue management for ideal site development and perio-implant prosthetics. This exceptional book provides a comprehensive overview of the use of bioactivating concepts in oral implantology that will both ensure the best possible esthetic and functional results and provide insight into the future of scientific and clinical research.

*London: Quintessence books: 2013. 536 sider, 1,585 illustrasjoner. ISBN 978-1-85097-233-4 (B9073);*

■ *Al-Faraje, Louie*

**Oral Implantology Surgical Procedures Checklist**

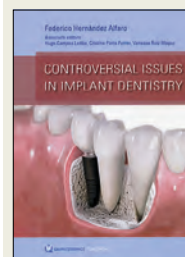


Just as checklists used in the aviation industry dramatically reduce the incidence of human error and provide higher safety and success margins, implant surgery should start with a thorough presurgery check by the surgeon. Surgeons have relied solely on memory for these checks, but the complexity of the information regarding the procedures of today makes it difficult to properly deliver it to patients in a consistent, correct, and safe manner. This checklist booklet outlines the proper sequence for surgical procedures, details the setups for necessary instruments, provides postoperative instructions, and even includes a clear roadmap to follow in emergency scenarios that might be

encountered during or after surgery. It offers the implant surgeon a standardized approach to ensure that surgical procedures run smoothly and that an extra margin of safety is respected at all times. A built-in collapsible stand facilitates viewing in the treatment room. Washable pages make this book usable even in sterile environments, and when written on in ballpoint pen, the ink can be easily erased with an alcohol wipe.

*London: Quintessence books: 2013. 92 sider (softcover); 50 fargeillustrasjoner. ISBN 978-0-86715-570-9*

■ *Hernández Alfaro, Federico (editor)*  
**Controversial Issues in Implant Dentistry**



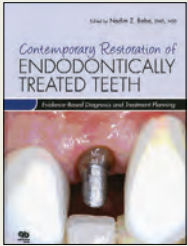
Dental implantology has seen a dramatic shift in the last decade for a variety of reasons including the incorporation of 3D tools for diagnosis and treatment planning, new implant surfaces and designs, bioactive materials, tissue engineering techniques, and minimally invasive surgical procedures. The combined effect of these innovations is a new paradigm of implant dentistry that is already changing the way clinicians treat edentulous patients and improving treatment options. Despite these advances within implantology, questions remain about many new techniques and developing technologies. This book focuses on the dynamic parts of this new paradigm that are still evolving—the controversial topics that are still subject to debate and that directly affect daily clinical practice. The author asks pressing questions and provides sound assessments.

*London: Quintessence books: 2013. 264 sider, 575 illustrasjoner. ISBN 978-1-85097-234-1.*



■ **Baba, Nadim Z. (editor)**  
**Evidence-Based Diagnosis and Treatment Planning**

*Contemporary Restoration of Endodontically Treated Teeth*




Written by a group of renowned experts three decades after the publication of the last comprehensive book on this topic, this much-needed book has a wealth of evi-

dence-based information on all facets of the restoration of pulpless teeth. With a better understanding of the factors that can influence the prognosis of severely compromised teeth, the approach to treating these teeth has evolved, and this text offers a well-balanced, contemporary approach to treatment planning. Traditional principles and techniques are reviewed and reinforced, along with modern materials and methods, all with a firm foundation in the best available scientific evidence and with an emphasis on clinical studies. Many of the chapters provide comprehensive, step-by-step descriptions of technical procedures with accompanying illustrations to guide the reader through every stage of restoring pulpless teeth, including fabrication of various foundation restorations, cementation techniques, and methods of provisionalization. Preprosthetic adjunctive procedures, such as surgical crown lengthening, repair of perforations, and orthodontic measures, are also described and illustrated. For years to come, this text will remain a defini-

tive reference for specialists involved in the restoration of pulpless teeth or engaged in planning treatment for structurally compromised teeth.

*London: Quintessence books: 2012. 228 sider; 460 illustrasjoner. ISBN 978-0-86715-571-6.*

■ **Miles, Peter G.; Rinchuse, Daniel J. and Rinchuse, Donald J. (editors)**  
**Evidence-Based Clinical Orthodontics**



Despite the ever-expanding array of orthodontic journals and textbooks available today, too many clinical decisions are based on either anecdotal evidence

or the espoused treatment philosophy of the current luminary of the lecture circuit. The authors of this book take an unbiased approach to orthodontics by systematically reviewing the relevant clinical literature and analyzing the scientific evidence to help practitioners select the most effective and efficient modes of treatment. Each chapter addresses a specific topic by summarizing the literature, critically reviewing the evidence, and offering impartial recommendations that can be adopted by clinical practitioners. Topics include Class II and Class III malocclusions, wires and wire sequences, dental asymmetries, causes of root resorption, and retention strategies, among others. This timely text enables busy clinicians to acquire knowledge of the current literature and apply evi-

ce-based orthodontics in their practices.

*London: Quintessence books: 2012. 220 sider, 590 illustrasjoner. ISBN 978-0-86715-564-8.*

■ **Nye bøker og anmeldelser**

Tidendes redaksjon mottar et stort antall bøker, både om odontologi og andre fagområder innen helse, samt helse og samfunn med ulike vinklinger, fra forlag i inn- og utland. Mange av disse er det ikke aktuelt for Tidende å anmelde, mens mange sendes til anmeldelse. Det blir derfor jevnlig anmeldt et antall bøker i Tidende under Boknytt. Ofte går det imidlertid noe tid fra boken kommer ut til anmeldelsen foreligger.

For å gjøre bokutgivelser kjent for Tidendes lesere, presenterer vi bøker, både odontologiske fagbøker og de som omhandler andre temaer, med en kort omtale basert på vaskeseddelen fra forlaget, under vignetten Nye bøker. Presentasjonen kommer på det språket boken er skrevet; det være seg norsk, svensk, dansk eller engelsk, og er ledsaget av et bilde av bokens forside.

En presentasjon under Nye bøker i Tidende er ingen garanti for at det kommer en anmeldelse av boken senere, samtidig som det heller ikke utelukker en anmeldelse i en senere utgave.



**hurrimix**  
the new automatic mixer for **alginates** and **stones**

**try hurrimix with hydrogum 5!**



Alginate mixing

Stone mixing



**hydrogum 5**  
alginate offers:

- 5 day dimensional stability
- extra fast set (45 sec in the mouth)
- an ideal thixotropy

**Zhermack**  
BEYOND INNOVATION

Tel. +39 - 0425 597611 - Fax +39 - 0425 597642  
 comm.expo@zhermack.com - www.zhermack.com


*Abe, Jiro; Kokubo, Kyoko; Sato, Koji:*  
**Mandibular Suction-Effective Denture and BPS: A Complete Guide**  
*4 steps from start to finish*



**D**espite the rising clinical reliance on implant therapy to treat edentulism, the vast majority of patients can only afford dentures and need practitioners who can offer this important treatment option with competence. However, fewer practitioners than ever are incorporating advancements in denture fabrication into their practice. This book presents a dramatic new approach to complete denture prosthetics that combines a simple four-step fabrication technique with effective mandibular suction. Using the Biofunctional Prosthetic System (BPS) in an easy-to-learn clinical technique, the authors explain, step-by-step, how to fabricate a BPS denture and then outline the procedure necessary for fabricating a suction-effective denture. A new approach to impression taking is outlined that uses a frame cut-back tray to record the specific anatomical features of dental soft tissue and the underlying bony structures and to minimize any distortion. This impression technique allows for a more accurate denture form and, thus, better denture suction. Included are discussions related to the management of complex cases of total edentulism in both the maxilla and mandible as well as instruction on esthetic enhancement of the patient. A great resource for any clinician looking to complete their understanding of denture fabrication.

*London: Quintessence publishing; 2012.*  
*292 sider, 1 000 illustrasjoner. ISBN 978-4-7812-0260-0*

*Rafi Romano, editor:*  
**The Art of Detailing**  
*The Philosophy Behind Excellence*



**T**he path to exceptional clinical results and patient satisfaction begins with a solid philosophical foundation. This multicontributed book brings together representative cases from respected clinicians around the world to illustrate the philosophies that must guide sound treatment decisions. The book is organized by the broad topics of careful patient evaluation and diagnosis, interdisciplinary treatment planning, and minimally invasive and patient-centered treatment, with each chapter presenting the specific philosophy underlying one or more cases treated by the author. For each case, the author shares special challenges that were faced and a retrospective evaluation that highlights aspects of treatment that could be improved given new knowledge and insight. The clinical cases are presented with full-color images showing treatment from planning to result with accompanying text that details nuances of the case that bring it into full clinical focus. An elegant and thoughtful volume sure to fascinate and inspire the reader.

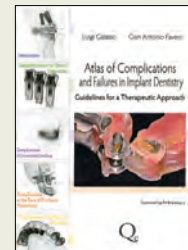
2013

*London: Quintessence publishing; 2013.*  
*360 sider, 1,158 illustrasjoner. ISBN 978-1-85097-242-6*

*Luigi Galasso and Gian Antonio Favero:*

**Atlas of Complications and Failures in Implant Dentistry**

*Guidelines for a Therapeutic Approach*



After nearly three decades of widespread application, implant-prosthetic therapy has been proved to be effective and safe. However, in implant treatment modalities, as in any complex therapeutic approach, complications inevitably arise in a certain percentage of cases. The authors of this clinical atlas aim to both reduce the clinical incidence of avoidable errors and provide clinicians with tested management protocols to follow when complications arise. In separate chapters, the book presents complications that can develop at different stages of treatment: implant connection, immediate loading, prosthetic phase, and follow-up. The first part of each chapter describes specific complications in terms of their etiology, clinical signs and symptoms, diagnosis, and resolution and treatment. Then, using clinical case examples, the authors relate the stories of how these complications have occurred in real-life clinical situations and show how variables such as individual patient concerns, desires, and priorities affect the way in which they are handled. This practical reference book serves as a guide for diagnosis and treatment of complications and also, more importantly, provides a code of conduct and a philosophy for how to approach complications.

After nearly three decades of widespread application, implant-prosthetic therapy has been proved to be effective and safe. However, in implant treatment modalities, as in any complex therapeutic approach, complications inevitably arise in a certain percentage of cases. The authors of this clinical atlas aim to both reduce the clinical incidence of avoidable errors and provide clinicians with tested management protocols to follow when complications arise. In separate chapters, the book presents complications that can develop at different stages of treatment: implant connection, immediate loading, prosthetic phase, and follow-up. The first part of each chapter describes specific complications in terms of their etiology, clinical signs and symptoms, diagnosis, and resolution and treatment. Then, using clinical case examples, the authors relate the stories of how these complications have occurred in real-life clinical situations and show how variables such as individual patient concerns, desires, and priorities affect the way in which they are handled. This practical reference book serves as a guide for diagnosis and treatment of complications and also, more importantly, provides a code of conduct and a philosophy for how to approach complications.

*London: Quintessence publishing; 2013.*  
*340 sider, 705 illustrasjoner. ISBN 978-88-7492-182-9*

Douglas A. Terry, DDS and Willi Geller MDT:


**Esthetic and Restorative Dentistry: Material Selection and Technique**  
Second Edition



Advancements in restorative material formulations and adhesive technology have expanded the treatment possibilities for the clinician and technician and provided simpler, more conservative, and more economical solutions to many restorative and esthetic challenges. This book demonstrates these solutions step-by-step through the presentation of everyday clinical situations, relying on the scientific knowledge and clinical and laboratory expertise of an international team of masters. With new photographic techniques including ring flash and bilateral flash, new cases on composite resin restoration and porcelain inlays, and new techniques such as restoring the anterior alveolar ridge deficiency using stratified porcelain buildup, this second edition of Esthetic and Restorative Dentistry explores many facets of esthetic and restorative dentistry, including biomaterials, laboratory technology, operative dentistry, prosthodontics, periodontics, and implant dentistry. Each chapter begins with a materials science introduction to the topic, followed by clinical applications and procedures illustrated with exquisite images. This combination of scientific, clinical, and laboratory information provides clinicians, technicians, and auxiliaries with the tools necessary to maximize their productivity while providing improved oral health care to their patients.

London: Quintessence publishing; 2013.  
752 sider, 2 000+ fargeillustrasjoner. ISBN 978-0-86715-573-0

Giovanni Zucchelli:  
**Mucogingival Esthetic Surgery**



This beautifully illustrated book explains the art and science of esthetic surgical techniques on the mucogingiva around natural teeth and implants. The author draws upon his extensive experience to show readers how to diagnose and treat mucogingival defects, with detailed coverage of the diagnosis of and the surgical options for covering varying degrees of gingival recession. The text features protocols for the treatment and preparation of root caries and noncarious lesions as well as the surgical procedures to cover exposed root surfaces and increase the volume of the affected gingiva. Throughout, the author places special emphasis on minimizing patient recovery time and postoperative discomfort while achieving the patient's esthetic goals to the best extent possible. This comprehensive volume is a must-read for those seeking to learn or refine mucogingival surgery techniques.

London: Quintessence publishing; 2013.  
830 sider, 2 000+ fargeillustrasjoner. ISBN 978-88-7492-171-3

Mauro Merli  
**Implant Therapy: Integrated Treatment Planning**  
Volume 1



The current emphasis on patient-centered medicine necessitates revision of the diagnostic and therapeutic process toward an integrated treatment plan that promotes collaboration among the specialties as well as the patient's active participation. This text describes how to implement such a treatment plan for patients requiring implant treatment in an area of esthetic and/or functional interest. It begins by assessing the potential risk factors, then delves into the process of constructing a diagnosis, and then describes stepwise many of the surgical procedures currently in use. Also provided are laminated decision-making algorithms, most with illustrations, for situations such as an atrophic posterior maxilla, immediate or early implant placement, horizontal and vertical bone defects, and soft tissue management in implant surgery.

London: Quintessence publishing; 2013.  
792 sider, 1 560 illustrasjoner. ISBN 978-88-7492-170-6