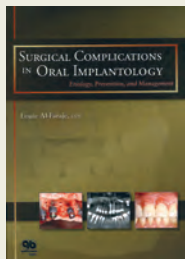


Louie Al-Faraje:

### **Surgical complications in oral implantology**

*Etiology, prevention, and management*



This exceptional new book is designed as a self-instruction guide to the diagnosis, management, and prevention of surgery-related complications in implant dentistry. It functions in

two ways: First it is a valuable resource for the implant surgeon seeking practical and succinct information about how to manage a complication in an emergency setting; and second, it can be read from cover to cover as a primer on implant surgery, from the initial consultation and treatment planning through the restorative phase of treatment. Besides addressing pre-, intra-, and postoperative implant surgery complications, the book also includes a comprehensive treatment-planning protocol that allows for the early detection of potential surgical complications and how to avoid them. Early detection of complications that are amenable to rescue therapies may reverse the fate of a failing implant or a bone-grafting

procedure. Invaluable for the novice and experienced implant surgeon alike.

*London: Quintessence Publishing co. inc.; 2011. 248 pp; 711 illustrations (mostly color). ISBN 978-0-86715-506-8 (B5068)*

Georg Bayer, Frank Kistler, Steffen Kistler, Stephan Adler, Jörg Neugebauer:

### **Immediate restorations with a reduced number of implants**

*Conceptual background and clinical results*




In this book, the authors present the concept for their innovative implant treatment, in the SKY fast & fixed approach, and outline the method for placement of angulated implants in the posterior area to provide stable support for immediate restoration with a reduced number of implants, even in atrophied jaws. In addition to the clinical and technical foundations of the SKY fast & fixed approach, the authors present options for prosthetic restoration and case presentations demonstrate the outstanding clinical results that have been achieved to date.

London: Quintessence Publishing co. inc.; 2011. 128 pp, 310 color illustrations. ISBN 978-1-85097-217-4 (B9066).

John Beumer III, Mark T. Marunick, and Salvatore J. Esposito, editors:

### **Maxillofacial Rehabilitation**

*3rd ed.*



Prosthodontic and surgical management of cancer-related, acquired, and congenital defects of the head and neck


The rehabilitation of patients with disabilities of the head and neck secondary to acquired and congenital defects continues to be a challenge. Advancing a truly multidisciplinary approach, this updated textbook provides insights into the latest developments in reconstructive surgery, maxillofacial prosthetics, and dental care. New chapters present

information on digital technology and tissue engineering, and all chapters have undergone significant revision, reflecting advances in the use of implants and free vascularized flaps.

*London: Quintessence Publishing co. inc.; 2011. 468 pp, 1 555 illustrations (mostly color). ISBN 978-0-86715-498-6 (B4986).*

R. G. "Wick" Alexander:

### **The Alexander Discipline, Volume 2 Long-term stability**



In the specialty of orthodontics, treatment results depend on the clinician's knowledge, manual dexterity, philosophy, and effort. This book highlights the lack of common scientific

guidelines in orthodontic practice, advocating for the recognition and identification of such guidelines that work to place the teeth in positions that will produce the healthiest, most functional, most esthetic, and most stable results possible. With so many factors in fluctuating long-term stability, this book consolidates the 20 principles of the Alexander Discipline outlined in volume one into six guidelines for approaching longterm stability in orthodontics, focusing on the periodontium, torque control, skeletal and transverse control, occlusion, and the soft tissue profile. Each guideline is presented with several case studies that follow from the treatment plan to the definitive result and that highlight long-term stability in 5- to 40-year posttreatment records. A must-have for the practicing orthodontist.

*London: Quintessence Publishing co. inc.; 2011. 204 pp; 1 000 illustrations (mostly color). ISBN 978-0-86715-468-9 (B4689)*