

Nye bøger

Palle Holmstrup, redaktør:

Aktuel Nordisk Odontologi 2012



Aktuel Nordisk Odontologi fokuserer igen i år på en bred vifte af fagområder inden for odontologien. Læs bl.a. om de nye muligheder for røntgendiagnostik, om de seneste teknologiske landvindinger

inden for protetikken og om orale komplikationer af cancerterapi.

Forfatterne er alle specialister på hvert deres område og bidrager med deres viden til den odontologiske efteruddannelse i Norden.

Ved køb af bogen får man online adgang til tidligere artikler tilbage til 2002, og mulighed for at søge i dette væld af viden.

København: Munksgaard; 2012. 248 sider. ISBN 9788762811140

Margareta Molin Thorén og Johan Gunne:

Textbook of removable prosthodontics – the Scandinavian approach



Bogen er en unik og samlet præsentation af alle aspekter af emnet aftagelig protetik inklusive den tandtekniske del. En sådan komplet gennemgang af emnet har været savnet og meget efterspurgt

i Skandinavien. Bogen kan betragtes som en bred grundbog, der kan benyttes både i selve tandlægeuddannelsen og på forskellige efteruddannelseskurser. Fagets traditioner og praksis ligger meget tæt på hinanden i hhv. Sverige, Danmark og Norge, og bogen er skrevet på engelsk af forfattere fra alle tre lande.

The aim of this book is to present the Scandinavian treatment philosophy of removable prosthodontics in which biology and function have priority over the more technical approach favoured by others. The Scandinavian treatment philosophy is largely based on periodontal and clinical prosthodontic research, which has demonstrated that the critical factor in tooth and abutment

survival is establishing and maintaining good periodontal health by plaque control, not by trying to reduce or distribute widely mechanical loading. Textbook of Removable Prosthodontics covers the need for dental students to acquire adequate knowledge and clinical skills within this field.

København: Munksgaard; 2012. 261 sider. ISBN: 9788762809550.

Percy Milleding:

Preparations for fixed prosthodontics




Bogen er en lærebog i faget protetik for tandlægestuderende i Danmark, Norge og Sverige. Den omhandler præparationer for faste proteser dækker og dækker et stort behov for en moderne læ-

rebog baseret på skandinaviske principper. Teksten hviler på den klassiske præparationslære, men har fokus på de typer af præparationer, der i dag anses for mest gangbare, fx porcelænsfacader, kroner og broer i porcelæn. Bogen er rikt illustreret.

København: Munksgaard; 2012. 350 sider. ISBN: 9788762810716.

H. W. Anselm Wiskott:

Fixed prosthodontics Principles and Clinics



Written with the dental student in mind, this textbook presents a methodical and scientifically based approach to restorative dentistry using fixed prosthodontics. In

addition to a comprehensive overview of the clinical concepts of fixed prosthodontics, the author supplies the interdisciplinary context for related basic sciences as well as the clinical fields of periodontics, orthodontics, operative dentistry, and implant dentistry. Once the scientific background is established, the text guides the reader, chapter by chapter, through the process of providing reliable treatment, and the accompanying illustrations de-


pic common clinical situations and recommended treatment options to clarify the essential principles of fixed prosthodontics. By addressing the strategic, operational, and technical aspects of prosthetic dentistry, the author outlines the clinical steps of restorative dentistry and simplifies the complex concepts that students struggle with in the early phases of professional development.

London: Quintessence Publishing co. inc.; 2011. 768 pp, 825 illustrations. ISBN 978-1-85097-208-2 (B9005).

William R. Laney, Thomas J. Salinas, Alan B. Carr, Sreenivas Koka, and Steven E. Eckert, editors:

Diagnosis and treatment in prosthodontics

2nd ed.



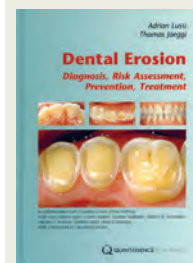
This book addresses the medical and surgical aspects of treating partially and completely edentulous patients and emphasizes the need to attend to the biologic, psychologic, and social di-

mensions of illness and care, particularly for patients who require resection and reconstruction or who have oral complications from radiation and chemotherapy. Like the first edition, this book presents a multidisciplinary approach to diagnosis and treatment. New technologies and materials in immediate loading, ceramic materials, and three-dimensional imaging techniques allow more predictable and successful outcomes.

London: Quintessence Publishing co. inc.; 2011. 352 pp. 578 illustrations (mostly color). ISBN 978-0-86715-404-7 (B4047).

Adrian Lussi and Thomas Jaeggi, editor:

Dental Erosion Diagnosis, risk assessment, prevention, treatment



This book provides a comprehensive overview of dental erosion, focusing in particular on its diagnosis, risk assessment, prevention, and treatment. The authors detail

how to recognize dental erosion through the basic erosive wear examination; how to conduct a thorough risk assessment with a dietary questionnaire, health history, and measurement of salivary flow rate; how to plan appropriate restorative treatment based on the severity of the erosion, providing recommendations for specific instruments and materials to be used; and how to prevent and/or reduce further erosion after treatment through dietary alterations, dental hygiene measures, and even drug treatments or surgical measures. With ample case studies illustrating the many different presentations of dental erosion and with step-by-step restorative procedures detailing treatment, this book presents the information necessary to diagnose and treat dental erosion in clinical practice.

London: Quintessence Publishing co. inc.; 2011. 144 pp. 220 illustrations (mostly color). ISBN 978-1-85097-218-1 (B9067)

Herman S. Duiterloo and Pierre-Georges Planché:

Handbook of cephalometric superimposition



Traditional procedures for cephalometric superimposition that are based on the use of periosteally located landmarks or their dependent substitutes are unstable over time. This renders interpretation of pretreatment-to-posttreatment changes unreliable. The structural method of superimposition is the only evidence-based method of superimposition, and it provides individualized, far-reaching insight into growth and treatment changes. The authors provide a critical, in-depth review of the history of cephalometric superimposition and the background and development of the structural method; demonstrate how to apply the structural method; and provide help and instruction for correct interpretation of the resulting superimpositions.

renders interpretation of pretreatment-to-posttreatment changes unreliable. The structural method of superimposition is the only evidence-based method of superimposition, and it provides individualized, far-reaching insight into growth and treatment changes. The authors provide a critical, in-depth review of the history of cephalometric superimposition and the background and development of the structural method; demonstrate how to apply the structural method; and provide help and instruction for correct interpretation of the resulting superimpositions.

This book will help readers to produce superimpositions with maximal accuracy, based on the best available scientific biologic evidence.

London: Quintessence Publishing co. inc.; 2011. 220 pp; 550 illustrations (mostly color). ISBN 978-0-86715-508-2 (B5082)

Giulio Preti, editor:

Prosthetic rehabilitation

Diagnosis and preprosthetic care



This book centers on the process of diagnosis and clinical decision making prior to prosthetic rehabilitation, with equal consideration of patients' systemic, psychological, and functional needs as well as other disciplines of dentistry.

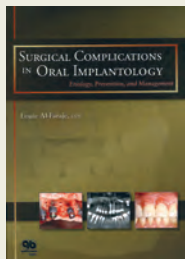
functional needs as well as other disciplines of dentistry.

London: Quintessence Publishing co. inc.; 2011. 240 pp; 501 illustrations. (mostly color). ISBN 978-1-85097-166-5 (B9028)

Louie Al-Faraje:

Surgical complications in oral implantology

Etiology, prevention, and management



This exceptional new book is designed as a self-instruction guide to the diagnosis, management, and prevention of surgery-related complications in implant dentistry. It functions in

two ways: First it is a valuable resource for the implant surgeon seeking practical and succinct information about how to manage a complication in an emergency setting; and second, it can be read from cover to cover as a primer on implant surgery, from the initial consultation and treatment planning through the restorative phase of treatment. Besides addressing pre-, intra-, and postoperative implant surgery complications, the book also includes a comprehensive treatment-planning protocol that allows for the early detection of potential surgical complications and how to avoid them. Early detection of complications that are amenable to rescue therapies may reverse the fate of a failing implant or a bone-grafting

procedure. Invaluable for the novice and experienced implant surgeon alike.

London: Quintessence Publishing co. inc.; 2011. 248 pp; 711 illustrations (mostly color). ISBN 978-0-86715-506-8 (B5068)

Georg Bayer, Frank Kistler, Steffen Kistler, Stephan Adler, Jörg Neugebauer:

Immediate restorations with a reduced number of implants

Conceptual background and clinical results



In this book, the authors present the concept for their innovative implant treatment, in the SKY fast & fixed approach, and outline the method for placement of angulated implants in the posterior area to provide stable support for


immediate restoration with a reduced number of implants, even in atrophied jaws. In addition to the clinical and technical foundations of the SKY fast & fixed approach, the authors present options for prosthetic restoration and case presentations demonstrate the outstanding clinical results that have been achieved to date.

London: Quintessence Publishing co. inc.; 2011. 128 pp, 310 color illustrations. ISBN 978-1-85097-217-4 (B9066).

John Beumer III, Mark T. Marunick, and Salvatore J. Esposito, editors:

Maxillofacial Rehabilitation

3rd ed.



Prosthodontic and surgical management of cancer-related, acquired, and congenital defects of the head and neck


The rehabilitation of patients with disabilities of the head and neck secondary to acquired and congenital defects continues to be a challenge. Advancing a truly multidisciplinary approach, this updated textbook provides insights into the latest developments in reconstructive surgery, maxillofacial prosthetics, and dental care. New chapters present

information on digital technology and tissue engineering, and all chapters have undergone significant revision, reflecting advances in the use of implants and free vascularized flaps.

London: Quintessence Publishing co. inc.; 2011. 468 pp, 1 555 illustrations (mostly color). ISBN 978-0-86715-498-6 (B4986).

R. G. "Wick" Alexander:

The Alexander Discipline, Volume 2 Long-term stability



In the specialty of orthodontics, treatment results depend on the clinician's knowledge, manual dexterity, philosophy, and effort. This book highlights the lack of common scientific

guidelines in orthodontic practice, advocating for the recognition and identification of such guidelines that work to place the teeth in positions that will produce the healthiest, most functional, most esthetic, and most stable results possible. With so many factors in fluctuating long-term stability, this book consolidates the 20 principles of the Alexander Discipline outlined in volume one into six guidelines for approaching longterm stability in orthodontics, focusing on the periodontium, torque control, skeletal and transverse control, occlusion, and the soft tissue profile. Each guideline is presented with several case studies that follow from the treatment plan to the definitive result and that highlight long-term stability in 5- to 40-year posttreatment records. A must-have for the practicing orthodontist.

London: Quintessence Publishing co. inc.; 2011. 204 pp; 1 000 illustrations (mostly color). ISBN 978-0-86715-468-9 (B4689)

Stephen Chen, Daniel Buser, and Daniel Wismeijer, editors:

ITI Treatment Guide. Vol. 5

Sinus Floor Elevation Procedures

The ITI Treatment Guide series, a compendium of evidence-based implant therapy techniques used in daily practice, provides a comprehensive overview of various therapeutic options. Using an illustrated step-by-step approach, renowned clinicians demonstrate how to manage different clinical situations with an emphasis on sound diagnostics, evidence-based treatment concepts, and predictable treatment outcomes.

The fifth volume of the ITI Treatment Guide series presents the materials and techniques associated with sinus augmentation procedures. The volume opens with a discussion of the preoperative assessment of the posterior maxilla, including a detailed description of the anatomy and radiologic examination. Different treatment options are then presented, along with guidelines for choosing the appropriate technique based on thorough risk evaluation and the relative complexity of each option. Various procedures are demonstrated with comprehensive patient case studies, and detailed illustrations serve to clarify potential ambiguities in protocol and technique. The text is completed with a section on intraoperative and postoperative complications to avert the most common pitfalls in clinical practice.

London: Quintessence Publishing co. inc.; 2011. 232 pp; 620 color illustrations. ISBN 978-3-938947-18-0 (B9024).

Audhild Hjalmarson: Lungerehabilitering

Kols og andre lungesykdommer

Dette er en innføringsbok i lungerehabilitering slik den praktiseres ved KOLS. Forfatteren gir en bred presentasjon av KOLS både som lunge- og indremedisinsk sykdom. Tidlig diagnostisering, forebygging og be-



handling omtales spesielt, og boka viser rehabilitering av andre alvorlige lungesykdommer, samt de viktigste behandlingstiltakene ved alvorlig KOLS og lungesvikt.

Boka er skrevet for leger og annet helsepersonell, men er nyttig også for personer som selv lider av KOLS eller annen lungesykdom og deres pårørende.

Oslo: Cappelen Damm Akademisk; 2012. 256 sider. ISBN: 9788202359331.

Siw Blix, Norman Anderssen og Tove Størdal, redaktører:

helse.digital

Digitale arenaer i praksis og utdanning



helse.digital er en bok om dagens informasjonsteknologi og digitale arenaer i helsefaglige utdanninger og praksis. Den er skrevet for studentene og lærere innen sykepleier- og de helsefaglige utdanningene, og for helsearbeidere. I tillegg vil spesielt studenter innenfor desentraliserte utdanninger og i praktisk pedagogisk utdanning ha stor nytte av boka.

Forfatterne oppsummerer erfaringer, og analyserer spørsmål rundt digitale arenaer og konkrete informasjonsteknologier som er aktuelle i dag.

Boka har stikkordsregister og faktabokser i marginen. I noen av kapitlene har forfatterne laget sjekklister med praktiske råd for både undervisere og studenter. Disse listene vil også være til stor hjelp for helsearbeidere i praksis.

Oslo: Cappelen Damm Akademisk; 2012. 304 sider. ISBN: 9788202350208.

Lise Lund Håheim, editor:

E-bok: Oral Infections and Cardiovascular Disease

Denne boken gir innblikk i dagens kunnskap om sammenhengen mellom orale infeksjoner, spesielt alvorlig marginal periodontitt, og hjerte- og karsykdom. Det har vært gjennomført en rekke studier som tar for seg forskjellige aspekter ved orale infeksjoner og hvordan denne sammenhengen er til hjerteinfarkt, aterosklerose, hjerneslag og endokarditt, og hvordan det-

te kan forklares. Boken er skrevet av forskjellige eksperter innen sitt fagfelt.

Vi tror boken er av interesse for forskere og klinikere innen tannhelse, kardiologi og infeksjonssykdommer. Den kan også være nyttig for studenter og forelesere fordi den gir innsikt i forskningsmetodikk innenfor fagfeltet.

New York: Bentham Science Publishers; 2011. E-bok. eISBN 978-1-60805-232-5.

Nye bøker og anmeldelser

Tidendes redaksjon mottar et stort antall bøker, både om odontologi og andre fagområder innen helse, samt helse og samfunn med ulike vinklinger, fra forlag i inn- og utland. Mange av disse er det ikke aktuelt for Tidende å anmelde, mens mange søkes sendt til anmeldelse. Som følge blir et antall bøker jevnlig anmeldt i Tidende, under Boknytt. Ofte går det imidlertid noe tid fra boken kommer ut til anmeldelsen foreligger.

For å gjøre bokutgivelser kjent for Tidendes lesere vil vi presentere bøker, både odontologiske fagbøker og de som omhandler andre temaer, med en kort omtale, basert på vaskeseddelen fra forlaget, under vignetten Nye bøker. Presentasjonen kommer på det språket boken er skrevet; det være seg norsk, svensk, dansk eller engelsk, og er ledsaget av et bilde av bokens forside.

En presentasjon under Nye bøker i Tidende er ingen garanti for at det kommer en anmeldelse av boken senere, samtidig som det heller ikke utelukker en anmeldelse i en senere utgave av Tidende.