

Nye bøger

Palle Holmstrup, redaktør:

Aktuel Nordisk Odontologi 2012

Aktuel Nordisk Odontologi fokuserer igen i år på en bred vifte af fagområder inden for odontologien. Læs bl.a. om de nye muligheder for røntgendiagnostik, om de seneste teknologiske landvindinger inden for protetikken og om orale komplikationer af cancerterapi.


Forfatterne er alle specialister på hvert deres område og bidrager med deres viden til den odontologiske efteruddannelse i Norden.

Ved køb af bogen får man online adgang til tidligere artikler tilbage til 2002, og mulighed for at søge i dette væld af viden.

København: Munksgaard; 2012. 248 sider.
ISBN 9788762811140

Margareta Molin Thorén og Johan Gunne:

Textbook of removable prosthodontics – the Scandinavian approach



Bogen er en unik og samlet præsentation af alle aspekter af emnet aftagelig protetik inklusive den tandtekniske del. En sådan komplet gennemgang af emnet har været savnet og meget efterspurgt

i Skandinavien. Bogen kan betragtes som en bred grundbog, der kan benyttes både i selve tandlægeuddannelsen og på forskellige efteruddannelseskurser. Fagets traditioner og praksis ligger meget tæt på hinanden i hhv. Sverige, Danmark og Norge, og bogen er skrevet på engelsk af forfattere fra alle tre lande.

The aim of this book is to present the Scandinavian treatment philosophy of removable prosthodontics in which biology and function have priority over the more technical approach favoured by others. The Scandinavian treatment philosophy is largely based on periodontal and clinical prosthodontic research, which has demonstrated that the critical factor in tooth and abutment

survival is establishing and maintaining good periodontal health by plaque control, not by trying to reduce or distribute widely mechanical loading. Textbook of Removable Prosthodontics covers the need for dental students to acquire adequate knowledge and clinical skills within this field.

København: Munksgaard; 2012. 261 sider.
ISBN: 9788762809550.

Percy Milleding:

Preparations for fixed prosthodontics




Bogen er en lærebog i faget protetik for tandlægestuderende i Danmark, Norge og Sverige. Den omhandler præparationer for faste proteser dækker og dækker et stort behov for en moderne læ-

rebog baseret på skandinaviske principper. Teksten hviler på den klassiske præparationslære, men har fokus på de typer af præparationer, der i dag anses for mest gangbare, fx porcelænsfacader, kroner og broer i porcelæn. Bogen er rikt illustreret.

København: Munksgaard; 2012. 350 sider.
ISBN: 9788762810716.

H. W. Anselm Wiskott:

Fixed prosthodontics Principles and Clinics



Written with the dental student in mind, this textbook presents a methodical and scientifically based approach to restorative dentistry using fixed prosthodontics. In

addition to a comprehensive overview of the clinical concepts of fixed prosthodontics, the author supplies the interdisciplinary context for related basic sciences as well as the clinical fields of periodontics, orthodontics, operative dentistry, and implant dentistry. Once the scientific background is established, the text guides the reader, chapter by chapter, through the process of providing reliable treatment, and the accompanying illustrations de-


pic common clinical situations and recommended treatment options to clarify the essential principles of fixed prosthodontics. By addressing the strategic, operational, and technical aspects of prosthetic dentistry, the author outlines the clinical steps of restorative dentistry and simplifies the complex concepts that students struggle with in the early phases of professional development.

London: Quintessence Publishing co. inc.; 2011. 768 pp, 825 illustrations. ISBN 978-1-85097-208-2 (B9005).

William R. Laney, Thomas J. Salinas, Alan B. Carr, Sreenivas Koka, and Steven E. Eckert, editors:

Diagnosis and treatment in prosthodontics

2nd ed.



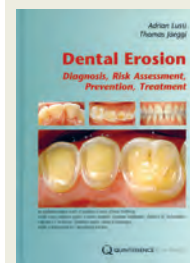
This book addresses the medical and surgical aspects of treating partially and completely edentulous patients and emphasizes the need to attend to the biologic, psychologic, and social di-

mensions of illness and care, particularly for patients who require resection and reconstruction or who have oral complications from radiation and chemotherapy. Like the first edition, this book presents a multidisciplinary approach to diagnosis and treatment. New technologies and materials in immediate loading, ceramic materials, and three-dimensional imaging techniques allow more predictable and successful outcomes.

London: Quintessence Publishing co. inc.; 2011. 352 pp. 578 illustrations (mostly color). ISBN 978-0-86715-404-7 (B4047).

Adrian Lussi and Thomas Jaeggi, editor:

Dental Erosion Diagnosis, risk assessment, prevention, treatment



This book provides a comprehensive overview of dental erosion, focusing in particular on its diagnosis, risk assessment, prevention, and treatment. The authors detail

how to recognize dental erosion through the basic erosive wear examination; how to conduct a thorough risk assessment with a dietary questionnaire, health history, and measurement of salivary flow rate; how to plan appropriate restorative treatment based on the severity of the erosion, providing recommendations for specific instruments and materials to be used; and how to prevent and/or reduce further erosion after treatment through dietary alterations, dental hygiene measures, and even drug treatments or surgical measures. With ample case studies illustrating the many different presentations of dental erosion and with step-by-step restorative procedures detailing treatment, this book presents the information necessary to diagnose and treat dental erosion in clinical practice.

London: Quintessence Publishing co. inc.; 2011. 144 pp. 220 illustrations (mostly color). ISBN 978-1-85097-218-1 (B9067)

Herman S. Duiterloo and Pierre-Georges Planché:

Handbook of cephalometric superimposition



Traditional procedures for cephalometric superimposition that are based on the use of periosteally located landmarks or their dependent substitutes are unstable over time. This renders interpretation of pretreatment-to-posttreatment changes unreliable. The structural method of superimposition is the only evidence-based method of superimposition, and it provides individualized, far-reaching insight into growth and treatment changes. The authors provide a critical, in-depth review of the history of cephalometric superimposition and the background and development of the structural method; demonstrate how to apply the structural method; and provide help and instruction for correct interpretation of the resulting superimpositions.

renders interpretation of pretreatment-to-posttreatment changes unreliable. The structural method of superimposition is the only evidence-based method of superimposition, and it provides individualized, far-reaching insight into growth and treatment changes. The authors provide a critical, in-depth review of the history of cephalometric superimposition and the background and development of the structural method; demonstrate how to apply the structural method; and provide help and instruction for correct interpretation of the resulting superimpositions.

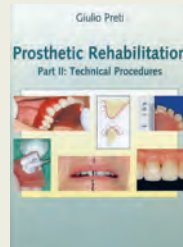
This book will help readers to produce superimpositions with maximal accuracy, based on the best available scientific biologic evidence.

London: Quintessence Publishing co. inc.; 2011. 220 pp; 550 illustrations (mostly color). ISBN 978-0-86715-508-2 (B5082)

Giulio Preti, editor:

Prosthetic rehabilitation

Diagnosis and preprosthetic care



This book centers on the process of diagnosis and clinical decision making prior to prosthetic rehabilitation, with equal consideration of patients' systemic, psychologic, and functional needs as well as other disciplines of dentistry.

London: Quintessence Publishing co. inc.; 2011. 240 pp; 501 illustrations. (mostly color). ISBN 978-1-85097-166-5 (B9028)