

Boken er lettlest og alle illustrasjonene gjør den nesten til et implantatkirurgisk atlas. Det kan til tider bli litt vel mange fine bilder og antallet bilder og sider kunne med fordel vært kortet ned. Bedre blir det ikke når samme illustrasjon vises flere ganger. Et av kapitlene innledes med at cirka 50 prosent av alle implantatinnsetninger trenger en prosedyre for oppbygging av ben. Dette synes å være en ønsket situasjon for den som liker slik kirurgi, behovet for GBR er nok atskillig lavere. Boken lider av at produkter med oppgitt logo fremstilles som beste valg og at produsenten er nært knyttet opp mot flere av forfatterne.

Bokens styrke er at den gir gode praktiske råd fundert på klinisk utprøving og erfaring. Alle som steller med tannimplantatkirurgi vil ha god nytte av boken.

*Knut Tormes*

*London: Quintessence Publishing Co, Inc; 2009. 261 sider, rikt illustrert. ISBN 978-0-86715-401-6*

## ■ NYE BØKER

■ *Lizette de Vries and Cecile de Vries. Illustrations by Tul Suwannakit*  
**How the tooth mouse met the tooth fairy**



**B**obby is about to lose his first baby tooth, and he can hardly wait to leave it for Max,

the Tooth Mouse. But before the wobbly tooth actually falls out, Bobby's parents announce that the family is moving from South Africa to Canada! Will Max be able to find Bobby's tooth all the way in Canada? Learn what happens when Max goes to Canada and comes face to face with Fia, the Tooth Fairy.

This charming story entertains as it teaches children the importance of brushing at least twice a day.

*London: Quintessence Publishing co, inc; 2010. 32 pages. ISBN 978-0-86715-507-5*

■ *Edited by: Robert Gottlander, Daniel van Steenberghe,*  
**Proceedings of the first P-I Branemark scientific symposium**




**O**sseointegration and related treatment modalities: future perspectives, quality of life, and treatment simplification. Although osseointegration inspires a large number of meetings in different fields of healthcare and engineering, Nobel Biocare felt that patient care would benefit from a special forum independent from industry.

The format of the first symposium honored the lifetime work of P-I Brånemark: promoting multidisciplinary and even interdisciplinary cooperation. ... The richly illustrated proceedings deal with a vast array of knowledge related to osseointegration such as mechanobiology, nanostructured surfaces, oro-facial reconstructions, orthopedic applications but also to associated diagnostic and treatment modalities such as full-ceramic crowns, CAD-CAM techniques, guided surgery the use of cone-beam CTs.

Considerations with regard to quality of life and treatment simplification were common threads throughout the symposium. Presentations in basic science section always offered clinical perspectives, such as for example the risk of using some painkillers after implant surgery. The present proceedings offer cutting-edge information from world renowned experts who accepted to share not only recent evidence but also their insights and opinions.

*London: Quintessence Publishing co, inc; 2010. ISBN: 978-1-85097-207-5*

■ *Editor: Daniel M. Laskin*  
**Clinician's handbook of oral and maxillofacial surgery**

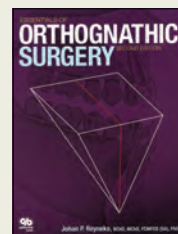


**D**eveloped and edited by one of the specialty's most respected and distinguished surgeons, this new and completely up-to-date handbook func-

tions equally well as a survival manual for residents, as a quick reference for experienced clinicians, as a go-to source for managing emergency situations, and as a study guide for anyone preparing for board exams. It articulates the standards of care recognized by all licensed practitioners and the specific protocols that must be followed in providing treatment for the surgical patient. Spanning the full scope of oral and maxillofacial surgery, chapters address routine aspects of care such as doing a proper history and physical examination, interpreting lab tests and radiographs, and managing complications of dentoalveolar surgery; specialized treatment for patients with infections, cysts and tumors, salivary gland disease, neck masses, and other forms of oral and maxillofacial pathology; and protocols for managing anesthetic and medical emergencies, severely traumatized patients, and those with other life-threatening injuries. The authors are recognized authorities who know the most pressing questions that are likely to arise in the clinic and operating room as well as the answers to them. Compact and portable, this handbook is a ready source of essential information for the busy clinician.

*London: Quintessence Publishing co, inc; 2010. 404 pp (spiral bound); 38 ill. ISBN: 978-0-86715-493-1*

■ *Johan P. Reyneke:*  
**Essentials of orthognathic surgery**  
*Second edition*




**T**he revised edition of this popular book presents a concise approach to the diagnosis and surgical treatment of patients with dentofacial deformities. In-depth chapters detail the treatment process of patient evaluation, analysis of diagnostic records, development of a visual treatment objective, treatment planning, and surgical management. The most common surgical techniques are featured in step-by-step protocols. Although the basic science of orthognath-

hic surgery remains unchanged, the contents of this book have been updated to reflect the most current interpretation of diagnostic data, including expanded discussions of the rotation of the maxillomandibular complex and anterior open bite dentofacial deformities as well as new sections on distraction osteogenesis and the intraoral vertical mandibular ramus osteotomy. Full-color illustrations and comprehensive case reports complement the text and demonstrate treatment outcomes. With its emphasis on successful and predictable results, this excellent surgical guide is ideal for residents and a valued resource for experienced surgeons.

London: Quintessence Publishing co, inc; 2010. ISBN: 978-0-86715-500-6

■ Anton Sculean, editor:  
**Periodontal regenerative therapy**



**R**egenerative periodontal therapy aims to predictably reconstruct the hard and soft tooth-supporting tissues lost following periodontal disease or trauma, thereby significantly improving the quality of life of the patient.

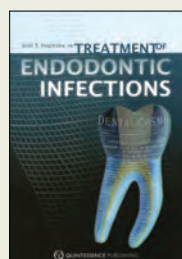
During the last few decades, significant progress in the understanding of the biology of periodontal and bone wound healing has resulted in new treatment concepts. The field of periodontal reconstructive therapy has developed over the years from a primarily root surface debridement and preparation approach to one that incorporates biological concepts, bio-material enhancement, and surgical techniques, to promote regeneration in a given defect or patient case. Faced with the huge variety of materials and procedures that exist, which claim to promote periodontal regeneration, the clinician often has difficulty in deciding on the most appropriate material and/or technique for a given indication. Thus, despite the potential of regenerative approaches, the dentist is not relieved of his responsibility to put

all the pieces of the puzzle together in order to find the most suitable regenerative approach in a particular case.

The chapters in this work attempt not to lose clinical relevance, something clearly evidenced by the high number of well-documented clinical cases presented. It will help the periodontist and general practitioner with an interest in periodontology learn more about the rationale, possibilities, and limitations of regenerative procedures of periodontal therapy, and will assist them in making evidence-based decisions, thus improving treatment outcomes and predictability.

London: Quintessence Publishing co, inc; 2010. ISBN: 978-1-85097-158-0.

■ Jose Siqueira, editor:  
**Treatment of endodontic infections**



**A** thorough understanding of the microbiological aspects of apical periodontitis is the basis for high-quality endodontic practice based on a solid scientific foundation. The first section of this book deals with microbiologic and pathophysiologic aspects of apical periodontitis, while the second section describes the best evidence for predictable treatment and prevention of the disease.

London: Quintessence Publishing co, inc; 2010. ISBN: 9781850972051

■ Tiziano Testori, Fabio Galli and Massimo Del Fabbro:  
**Immediate loading: A new era in oral implantology**



**A**s implant dentistry continues to evolve, one of the most promising new treatment strategies is immediate loading. Recent studies have demonstrated that immediate loading actually stimulates peri-implant osteogenesis by

accelerating the fracture repair process, thereby increasing implant retention while minimizing surgical invasiveness, treatment time, and the psychologic distress of the patient. This book, written by a team of researchers and clinicians with specialized knowledge and experience in the field of implant dentistry, synthesizes all the considerations that affect immediate loading protocols, first explaining the biology that underpins the innovative strategy and systematically moving through all the stages of the process, from the presurgical diagnosis to the posttreatment management. The authors emphasize the importance of the prosthetic-implant team working as a unit, demonstrating that only through close collaboration among specialists can a high degree of predictability and success be achieved. Because the authors' original research underlies the therapeutic protocols and clinical applications they advance, this book offers the most precise, reliable, and updated information currently available on the subject.

London: Quintessence Publishing co, inc; 2010. 586 pages; 960 illus (mostly color). ISBN 978-1-85097-202-0

■ **Nye bøker og anmeldelser**

**T**idendes redaksjon mottar et stort antall bøker, både om odontologi og andre fagområder innen helse, samt helse og samfunn med ulike vinklinger, fra forlag i inn- og utland. Mange av disse er det ikke aktuelt for Tidende å anmelde, mens mange søkes sendt til anmeldelse. Som følge blir et antall bøker jevnlig anmeldt i Tidende, under Boknytt. Ofte går det imidlertid noe tid fra boken kommer ut til anmeldelsen foreligger.

For å gjøre bokutgivelser kjent for Tidendes lesere vil vi presentere bøker, både odontologiske fagbøker og de som omhandler andre temaer, med en kort omtale, basert på vaskeseddelen fra forlaget, under vignetten Nye bøker. Presentasjonen kommer på det språket boken er skrevet; det være seg norsk, svensk, dansk eller engelsk, og er ledsaget av et bilde av bokens forside.

En presentasjon under Nye bøker i Tidende er ingen garanti for at det kommer en anmeldelse av boken senere, samtidig som det heller ikke utelukker en anmeldelse i en senere utgave av Tidende.